



User Manual

Version 1.0



C200

Mid Tower


Product Story



Created to create.

The brand new InWin C200 is created for creative minds. The structure is capable of housing plenty of storage with the intent for content creators to develop fresh ideas. The design embraces simplicity and leaves the creative process to your mind.


Specifications



Model	C200
Model Number	IW-CS-C200BLK
Color	Black
Case Type	Mid Tower
Materials	SECC, ABS
M/B Compatibility	12" x 11" E-ATX, ATX, Micro-ATX, Mini-ITX *Note: 12" x 9.6" MBs supported with optional drive cage.
Expansion Slots	PCI-E x 7 Vertical PCI-E x 2 (Riser Card Optional, Not Included in Package)
Maximum Compatibility	VGA Card Length: 400mm (Maximum) (Length up to 7 x 400mm slots when removing 4 x 3.5" HDD Cages) VGA Card Width: 170mm (Maximum) CPU Heatsink Height: 166mm (Maximum)
I/O Ports	1 x USB 3.1 Gen 2 Type-C 2 x USB 3.0 HD Audio
External Drive Bays	2 x 5.25" or Hot-Swap Drive Cage (3 x 3.5")
Internal Drive Bays	6 x 3.5" 2 x 2.5"
Thermal Solution Compatibility	1 x 120mm Rear Fan/120mm Radiator 2 x 120mm/140mm Front Fan 2 x 120mm Top Fan (Only one top fan can be mounted if using the optional drive cage)
* Numbers of fans pre-installed may vary based on different regions.	
Power Supply Compatibility	PSII: ATX12V- Length up to 220mm
Product Dimensions with Button & Stand (H x W x D)	470 x 230 x 518.5mm 18.5" x 9.6" x 20.3"
Package Dimension (H x W x D)	340 x 597 x 575mm 13.4"x23.5"x26.4"
Net Weight	7.6 Kg, 16.25lb
Gross Weight	9.6 Kg, 24.5lb

* Our products comply with RoHS regulations

Package Contents



1. C200 Chassis



2. QR Code Card



3. Accessories Bag



Accessories Bag

a



b



c



d



e



f



a

Motherboard Stand-offs x11

b

Motherboard Stand-off Socket x1

c

Hexagon Head Screws x18

d

2.5" SSD Screws x10



e

Cable Ties x10

f

Graphics Card Holders x1

Case Structure



Case Structure



- 1 3.5 Drive Bay
- 2 2.5 Drive Bay
- 3 Power Supply Mounting Area
- 4 Top Fan
- 5 Front Fan
- 6 Rear Fan
- 7 Motherboard Mounting Area
- 8 CPU Cooler Installation Cut-Out Hole
- 9 Vertical PCI-E Expansion Slot
- 10 PCI-E Expansion Slot
- 11 Fan Dust Filter
- 12 Shock-Proof Stand
- 13 Hot-Swap Drive Cage (3 x 3.5")/ ODD (2 x 5.25") mounting area



Installation Guide

For more assembly instructions, please scan the QR Code below or watch the video in the website link : <https://youtu.be/tQDffY6-7vE>



Notices and Warranty




■ Notices

1. Please follow the user manual for installation guidelines.
2. When installing the computer components, please use antistatic precautions to prevent ESD (electrostatic discharge) damage. Failure to take the necessary precautions may result in injury to the installer and/or damage to the machine. Incorrect installation may burnout the motherboard and other system components.
3. To avoid any damages, please do not use this product for any other purpose than its intended use.
4. Any modifications may damage the product.
5. Please remove all internal devices before shipping or moving. (Including power supply, hard drives, motherboard, CPU, etc.)
6. When storing the case, please keep this product away from high temperatures. Keep away from machines such as heaters that might cause high temperatures.
7. In order to keep the cover clean, please avoid anything that will cause the cover to be stained.
8. To avoid any damages, do not stack anything on the top cover and please handle with care.
9. We have made every effort to display as accurately as possible the colors and styles of our products that appear on our websites. With that said, we cannot guarantee that your computer's monitor display of any color or style will be accurate.

■ Warranty

- * For more detailed warranty information, please visit the InWin retail website at www.in-win.com.
- * The actual product is subject to change without prior notice. In Win Development Inc. reserves the right to make final modifications.



CONTEMPORARY & INNOVATIVE
w w w . i n - w i n . c o m

Copyright © 2020 In Win Development Inc. All Rights Reserved.